

⦿ Tips for using fittings

Please Read follow information before using the product

⚠ Warning

1. Do not use the fittings to fluid except water, air, confirm before using to other fluid.
2. Do not use other fittings in condition that sputter is existing, anti-sputter fitting are only permitted, or it may cause the danger of fire.
3. Do not use fittings except rotary fitting, high speed rotary fitting or multi-way rotary fitting in condition that require rotary at the thread side or hose side, it will cause damage to rotate or press the un-rotary fittings.
4. Do not use fitting except EG fittings in condition that requires no static electric. Or it will cause the damage to system for existing of static electric.
5. Avoid external impact such as bending, twisting or drawing on fittings, as these external impact will cause damage to the fittings.

⚠ Caution

Be sure the tolerance of fittings to meet the following conditions for the tube, otherwise it may cause leakage of air or inferiority of the application

⦿ Table 1 to check tolerance

Metric Size	Nylon Tube	Polyurethane Tube	Inch Size	Nylon Tube	Polyurethane Tube
φ 3mm	-	±0.08	φ 1/8	±0.08	±0.08
φ 4mm	±0.1	±0.1	φ 5/32	±0.1	±0.1
φ 6mm	±0.1	±0.1	φ 3/16	±0.1	±0.1
φ 8mm	±0.1	±0.1	φ 1/4	±0.1	±0.1
φ 10mm	±0.1	±0.1	φ 5/16	±0.1	±0.1
φ 12mm	±0.15	±0.1	φ 3/8	±0.15	±0.1
φ 14mm	±0.15	±0.1	φ 1/2	±0.15	±0.1
φ 16mm	±0.15	±0.1	φ 5/8	±0.15	±0.1

⦿ Cautions for installing tube

1. Be sure that the section of tube is cut at a right angle .make sure there is no indication of damage to the outside of tube .
2. Try to pull the tube out to check if it has inserted tightly.

⦿ Cautions for disconnecting tube

1. Be sure the pressure inside tube is at 0 before disconnecting tube.
2. Pull the tube out after press the sleeve at both end.It may cause scratch, damage on tube or could not pull it out if the sleeve is not pressed rightly. The scratch may left inside fitting and cause air leakage.

⦿ Caution for installing equipment body

1. Choose the correct tool and size to install the fitting onto equipment by its hexagon head or hexagon socket design.
2. When fastening the thread, please refer to table 2 for the specific torque range, if torque is high than recommended, this may cause damage or air leakage, if torque is lower than the recommended, this may cause leakage.
3. After fastening the quick connect fitting, the direction of it should not be changed, if adjusting, please refer to the range of torque.

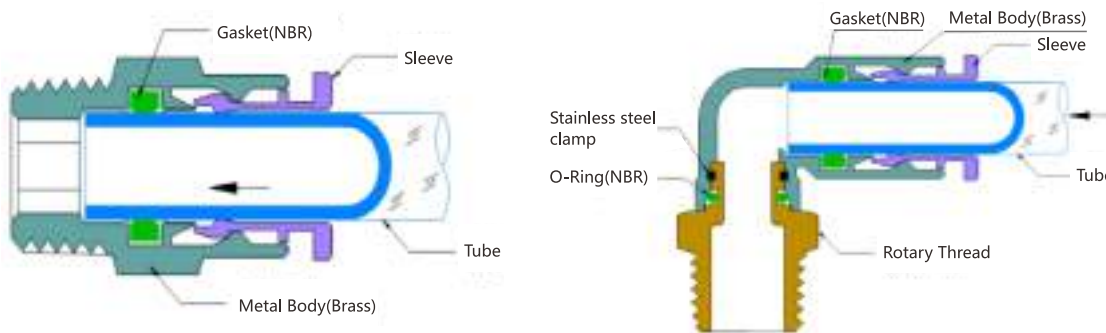
Table 2 suggested torque, coating or gaskets

Thread Type	Thread Size	Torque	Coating Sealant Color	Gasket Material
Metric Thread	M3x0.5	0.7N · m(7kgf · cm)	-	NBR
	M5x0.8	1-1.5N · m (10-15kgf · cm)		
	M6x1.0	1.8-2.3N · m(18-23kgf · cm)		
BSPT thread	R1/8	7-9N · m(70-90kgf · cm)	White	-
	R1/4	12-14N · m(120-140kgf · cm)		
	R3/8	22-24N · m (220-240kgf · cm)		
	R1/2	28-30N · m (280-300kgf · cm)		
Unified inch screw thread	No.10-32 UNF	1.5-1.9N · m (15-19kgf · cm)	-	NBR
NPT Thread	1/6-28NPT	7-9N · m (70-90kgf · cm)	White	-
	1/8-27NPT	7-9N · m(70-90kgf · cm)		
	1/4-18NPT	12-14N · m(120-140kgf · cm)		
	3/8-18NPT	22-24N · m (220-240kgf · cm)		
	1/2-14NPI	28-30N · m (280-300kgf · cm)		

Features

1. Metal push in fittings are specially wide used in pneumatic hose related system, with wide varieties to meet all kind of requirements.
2. Rotary body to make pipe connection available at 360° even after installed.
3. Nickel-plated body make the fitting resist to more corrosive and polluted condition.
4. All taped thread fittings are coated with sealant.
5. All parallel thread fittings are fitted with O-ring.

Structure chart



Specifications

Fluid	Air/water (conditional)
U/Operating Pressure	0.095-2.5MPa
Negative Pressure	1.6MPa
Max Pressure	-100KPa (10 Torr)
E/Applicable Tube	-30-120°C

Warning


1. Working temperature: -30~20°C
2. Working pressure: 0.095-2.5MPa
3. No water hammer(or flow slam)allowed
4. Must connect with hose
5. Water is allowed in some conditions


How to Order?

Series No.	O.D. of Tube	Port Size	Thread Type
EMC	04: 4mm	M8: M8	P: PT
EML	06: 6mm	01: 1/8"	G: G
EMB	08: 8mm	02: 1/4"	T: NPT
...	10: 10mm	03: 3/8"	
	12: 12mm	04: 1/2"	

Order example:


E.MC Series Nickel Plated Brass Fittings, for 4mm O.D. Tube, PT1/8" port size, ERP code is: EMC04-01P.


EMC	D2 Tube	Model	L1	S1	H	S	T	D1
	Φ4	EMC04-M5-A	19	2	3.6	8	M5	Φ8
		EMC04-01P-A	16	2.5	7	10	1/8	
		EMC04-02P-A	18	2.5	9	14	1/4	
		EMC04-03P-A	19	2.5	9.5	17	3/8	
	Φ6	EMC06-M5-A	25	2	4	12	M5	Φ12
		EMC06-01P-A	24	5	7	12	1/8	
		EMC06-02P-A	19	5	9	14	1/4	
		EMC06-03P-A	19	5	9.5	17	3/8	
	Φ8	EMC08-04P-A	20	5	11	21	1/2	Φ14
		EMC08-M5-A	27	2	4	14	M5	
		EMC08-01P-A	27.5	5	7	14	1/8	
		EMC08-02P-A	27.5	6	9	14	1/4	
	Φ10	EMC08-03P-A	21	6	9.5	17	3/8	Φ16
		EMC08-04P-A	21	6	11	21	1/2	
		EMC10-01P-A	29.5	5	7	17	1/8	
		EMC10-02P-A	29	6	9	17	1/4	
	Φ12	EMC10-03P-A	24	8	9.5	17	3/8	Φ18
		EMC10-04P-A	23	8	11	21	1/2	
		EMC12-01P-A	30	5	7	19	1/8	
		EMC12-02P-A	32	6	9	19	1/4	
	Φ14	EMC12-03P-A	30	10	9.5	19	3/8	Φ21
		EMC12-04P-A	23	10	11	21	1/2	
		EMC14-02P-A	36	6	4	21	1/4	
		EMC14-03P-A	36	8	9.5	21	3/8	
Φ16	EMC14-04P-A	35	10	11	21	1/2	Φ23	
	EMC14-06P-A	37	12	13	27	3/4		
	EMC16-02P-A	36	6	9	24	1/4		
	EMC16-03P-A	37	10	9.5	24	3/8		
		EMC16-04P-A	37	12	11	24	1/2	
		EMC16-06P-A	37	12	13	27	3/4	


EMOC	D2 Tube	Model	L1	H	S	T	D1
	Φ4	EMOC04-M5-A	19	3.6	2	M5	Φ8
		EMOC04-01P-A	18.5	7	2.5	1/8	
		EMOC04-02P-A	18.5	9	2.5	1/4	
	Φ6	EMOC06-M5-A	25	3.6	2	M5	Φ12
		EMOC06-01P-A	24	7	5	1/8	
		EMOC06-02P-A	25	9	5	1/4	
		EMOC06-03P-A	26	9.5	5	3/8	
	Φ8	EMOC06-04P-A	27	11.5	5	1/2	Φ14
		EMOC08-01P-A	27.5	7	5	1/8	
		EMOC08-02P-A	26.5	9	6	1/4	
		EMOC08-03P-A	27	9.5	6	3/8	
	Φ10	EMOC08-04P-A	28	11.5	6	1/2	Φ16
		EMOC10-01P-A	32	7	5	1/8	
		EMOC10-02P-A	29	9	6	1/4	
		EMOC10-03P-A	28	9.5	8	3/8	
	Φ12	EMOC10-04P-A	29	11.5	8	1/2	Φ18
		EMOC12-01P-A	30	7	5	1/8	
		EMOC12-02P-A	32	9	6	1/4	
		EMOC12-03P-A	30	9.5	10	3/8	
	Φ14	EMOC12-04P-A	29	11.5	10	1/2	Φ21
		EMOC14-02P-A	36	9	6	1/4	
		EMOC14-03P-A	36	9.5	8	3/8	
		EMOC14-04P-A	35	11.5	10	1/2	
	Φ16	EMOC14-06P-A	37	13	12	3/4	Φ23
EMOC16-02P-A		36	9	6	1/4		
EMOC16-03P-A		37	9.5	10	3/8		
EMOC16-04P-A		37	11.5	12	1/2		
		EMOC16-06P-A	37	13	12	3/8	


Nickel Plated Brass Fittings





EMCF	D2 Tube	Model	L1	L2	H	S	T	D1
	Φ4	EMCF04-M5-A	20	6	5	8	M5	Φ8
		EMCF04-01G-A	24	10	8	12	G1/8	
		EMCF04-02G-A	26	12	10	17	G1/4	
	Φ6	EMCF04-03G-A	26	13	10.5	19	G3/8	Φ12
		EMCF06-M5-A	24.5	7	5	12	M5	
		EMCF06-01G-A	28.5	8.5	8	12	G1/8	
		EMCF06-02G-A	30.5	12	10	17	G1/4	
		EMCF06-03G-A	31	13	10.5	19	G3/8	
		EMCF06-04G-A	32	14	12	24	G1/2	
	Φ8	EMCF08-01G-A	30.5	8.5	8	14	G1/8	Φ14
		EMCF08-02G-A	32.5	12	10	17	G1/4	
		EMCF08-03G-A	33	13	10.5	19	G3/8	
	Φ10	EMCF08-04G-A	34	14	12	24	G1/2	Φ16
		EMCF10-01G-A	31.5	8.5	8	17	G1/8	
		EMCF10-02G-A	34	11	10	17	G1/4	
		EMCF10-03G-A	34.5	13	10.5	19	G3/8	
	Φ12	EMCF10-04G-A	35.5	14	12	24	G1/2	Φ18
		EMCF12-01G-A	31	8.5	8	19	G1/8	
		EMCF12-02G-A	34	11	10	19	G1/4	
		EMCF12-03G-A	34.5	13	10.5	19	G3/8	
		EMCF12-04G-A	35.5	14	12	24	G1/2	

EMMF	D2 Tube	Model	L1	L2	L3	H	S	T	M	D1
	Φ4	EMMF04-M5-A	20	6	11	5	12	M5	M10x 1	Φ8
		EMMF04-01G-A	24	10	11	8	12	G1/8	M10x 1	
		EMMF04-02G-A	26	12	11	10	17	G1/4	M10x 1	
		EMMF04-03G-A	26	13	11	10.5	19	G3/8	M10x 1	
	Φ6	EMMF06-M5-A	24.5	7	15.5	5	12	M5	M14 x 1	Φ12
		EMMF06-01G-A	28.5	8.5	18	8	12	G1/8	M14 x 1	
		EMMF06-02G-A	30.5	12	16.5	10	17	G1/4	M14 x 1	
		EMMF06-03G-A	31	13	16	10.5	19	G3/8	M14x 1	
		EMMF06-04G-A	32	14	16	12	24	G1/2	M14 x 1	
		EMMF08-01G-A	30.5	8.5	20	8	14	G1/8	M16x 1	
	Φ8	EMMF08-02G-A	32.5	12	18.5	10	17	G1/4	M16x 1	Φ14
		EMMF08-03G-A	33	13	18	10.5	19	G3/8	M16x 1	
		EMMF08-04G-A	34	14	18	12	24	G1/2	M16x 1	
		EMMF10-01G-A	31.5	8.5	21	8	17	G1/8	M18x 1	
	Φ10	EMMF10-02G-A	34	11	21	10	17	G1/4	M18x 1	Φ16
		EMMF10-03G-A	34.5	13	18.5	10.5	19	G3/8	M18x 1	
		EMMF10-04G-A	35.5	14	19.5	12	24	G1/2	M18x 1	
		EMMF12-01G-A	31	8.5	20.5	8	19	G1/8	M20x 1	
	Φ12	EMMF12-02G-A	34	11	21	10	19	G1/4	M20x 1	Φ18
		EMMF12-03G-A	34.5	13	19.5	10.5	19	G3/8	M20x 1	
		EMMF12-04G-A	35.5	14	19.5	12	24	G1/2	M20x 1	

EML	D2 Tube	Model	L1	S1	H	S	T	D1
	Φ4	EML04-M5-A	17.5	18	3.6	8	M5	Φ8
		EML04-01P-A	17.5	19.5	7	10	1/8	
		EML04-02P-A	17.5	21.5	9	14	1/4	
		EML04-03P-A	17.5	22	9.5	17	3/8	
	Φ6	EML06-M5-A	23	19	3.6	10	M5	Φ12
		EML06-01P-A	23	22	7	10	1/8	
		EML06-02P-A	23	24	9	14	1/4	
		EML06-03P-A	23	24.5	9.5	17	3/8	
		EML06-04P-A	23	26.5	11.5	21	1/2	
		EML08-M5-A	25.5	21	3.6	12	M5	
	Φ8	EML08-01P-A	25.5	23	7	12	1/8	Φ14
		EML08-02P-A	25.5	25	9	14	1/4	
		EML08-03P-A	25.5	25.5	9.5	17	3/8	
		EML08-04P-A	25.5	27.5	11.5	21	1/2	
	Φ10	EML10-01P-A	30	24	7	14	1/8	Φ16
		EML10-02P-A	30	26	9	14	1/4	
		EML10-03P-A	30	28	9.5	17	3/8	
		EML10-04P-A	30	30	11.5	21	1/2	
	Φ12	EML12-01P-A	31.5	27.5	7	17	1/8	Φ18
		EML12-02P-A	31.5	29.5	9	17	1/4	
		EML12-03P-A	31.5	30	9.5	17	3/8	
		EML12-04P-A	31.5	32	11.5	21	1/2	
	Φ14	EML14-02P-A	35	34	9	21	1/4	Φ21
		EML14-03P-A	35	34.5	9.5	21	3/8	
		EML14-04P-A	35	37	11.5	21	1/2	
	Φ16	EML14-06P-A	35	39	13	27	3/4	Φ23
		EML16-02P-A	35	34	9	21	1/4	
		EML16-03P-A	35	34.5	9.5	21	3/8	
		EML16-04P-A	35	37	11.5	21	1/2	
		EML16-05P-A	35	39	13	27	3/4	
		EML16-06P-A	35	39	13	27	3/4	


EMB	D2 Tube	Model	L1	S1	H	S	T	D1
	Φ4	EMB04-M5-A	35	18	3.6	8	M5	Φ8
		EMB04-01P-A	35	19.5	7	10	1/8	
		EMB04-02P-A	35	21.5	9	14	1/4	
	Φ6	EMB06-M5-A	46	19	3.6	10	M5	Φ12
		EMB06-01P-A	46	22	7	10	1/8	
		EMB06-02P-A	46	24	9	14	1/4	
		EMB06-03P-A	46	24.5	9.5	17	3/8	
		EMB06-04P-A	46	26.5	11.5	21	1/2	
	Φ8	EMB08-M5-A	51	21	3.6	12	M5	Φ14
		EMB08-01P-A	51	23	7	12	1/8	
		EMB08-02P-A	51	25	9	14	1/4	
		EMB08-03P-A	51	25.5	9.5	17	3/8	
		EMB08-04P-A	51	27.5	11.5	21	1/2	
	Φ10	EMB10-01P-A	60	24	7	14	1/8	Φ16
		EMB10-Q2P-A	60	26	9	14	1/4	
		EMB10-03P-A	60	28	9.5	17	3/8	
		EMB10-04P-A	60	30	11.5	21	1/2	
	Φ12	EMB12-01P-A	63	27.5	7	17	1/8	Φ18
EMB12-Q2P-A		63	29.5	9	17	1/4		
EMB12-03P-A		63	30	9.5	17	3/8		
EMB12-04P-A		63	32	11.5	21	1/2		


EMP	D2 Tube	Model	L1	L2	L3	H	S	T	D1
	Φ4	EMP04-M5-A	17.5	18	17.5	3.6	8	M5	Φ8
		EMP04-01P-A	17.5	19.5	17.5	7	10	1/8	
		EMP04-02P-A	17.5	21.5	17.5	9	14	1/4	
	Φ6	EMP06-M5-A	23	19	23	3.6	10	M5	Φ12
		EMP06-01P-A	23	22	23	7	10	1/8	
		EMP06-02P-A	23	24	23	9	14	1/4	
		EMP06-03P-A	23	24.5	23	9.5	17	3/8	
		EMP06-04P-A	23	26.5	23	11.5	21	1/2	
	Φ8	EMP08-M5-A	25.5	21	25.5	3.6	12	M5	Φ14
		EMP08-01P-A	25.5	23	25.5	7	12	1/8	
		EMP08-02P-A	25.5	25	25.5	9	14	1/4	
		EMP08-03P-A	25.5	25.5	25.5	9.5	17	3/8	
		EMP08-04P-A	25.5	27.5	25.5	11.5	21	1/2	
	Φ10	EMP10-01P-A	30	24	30	7	14	1/8	Φ16
		EMP10-02P-A	30	26	30	9	14	1/4	
		EMP10-03P-A	30	28	30	9.5	17	3/8	
		EMP10-04P-A	30	30	30	11.5	21	1/2	
	Φ12	EMP12-01P-A	31.5	27.5	31.5	7	17	1/8	Φ18
EMP12-02P-A		31.5	29.5	31.5	9	17	1/4		
EMP12-03P-A		31.5	30	31.5	9.5	17	3/8		
EMP12-04P-A		31.5	32	31.5	11.5	21	1/2		


EMH	D2 Tube	Model	L1	L2	L3	H	S	T	D1
	Φ4	EMH04-M5-A	18	10	19	3.6	8	M5	Φ8
		EMH04-01P-A	21	15	25	7	12	1/8	
		EMH04-02P-A	23	18	29	9	15	1/4	
	Φ6	EMH06-M5-A	21	11	19	3.6	8	M5	Φ12
		EMH06-01P-A	23	15	25	7	12	1/8	
		EMH06-02P-A	24	18	29	9	15	1/4	
		EMH06-03P-A	26	20	33	9.5	19	3/8	
		EMH06-04P-A	28	22.5	36	11.5	22	1/2	
	Φ8	EMH08-M5-A	25	12	19	3.6	12	M5	Φ14
		EMH08-01P-A	25	15	25	7	12	1/8	
		EMH08-02P-A	26	18	29	9	15	1/4	
		EMH08-03P-A	28	20	33	9.5	19	3/8	
		EMH08-04P-A	30.5	22.5	36	11.5	22	1/2	
	Φ10	EMH10-01P-A	27	16	25	7	12	1/8	Φ16
		EMH10-02P-A	28	19	29	9	15	1/4	
		EMH10-03P-A	30	20	33	9.5	19	3/8	
		EMH10-04P-A	30	22.5	36	11.5	22	1/2	
	Φ12	EMH12-01P-A	28	17	25	7	12	1/8	Φ18
EMH12-02P-A		29	20	29	9	15	1/4		
EMH12-03P-A		31	21	33	9.5	19	3/8		
EMH12-04P-A		32	22.5	36	11.5	22	1/2		


Nickel Plated Brass Fittings





EMW	D2 Tube	Model	L	L1	S	T	M	D1
	Φ4	EMW04-M5-A	34	8.6	8	M5	3.6	Φ8
		EMW04-01P-A	35	8.6	10	1/8	7	
		EMW04-02P-A	37	8.6	14	1/4	9	
	Φ6	EMW06-M5-A	37	12.6	10	M5	3.6	Φ12
		EMW06-01P-A	39	12.6	10	1/8	7	
		EMW06-02P-A	41	12.6	14	1/4	9	
		EMW06-03P-A	41.5	12.6	17	3/8	9.5	
		EMW06-04P-A	43.5	12.6	21	1/2	11.5	
		EMW08-01P-A	49	14.5	12	1/8	7	
	EMW08-02P-A	51	14.5	14	1/4	9		
	EMW08-03P-A	52	14.5	17	3/8	9.5		
	Φ10	EMW10-01P-A	54	14.5	21	1/2	11.5	Φ16
		EMW10-02P-A	51	17	14	1/8	7	
		EMW10-03P-A	54.5	17	17	3/8	9.5	
		EMW10-04P-A	56	17	21	1/2	11.5	
	Φ12	EMW12-01P-A	58	20	17	1/8	7	Φ18
		EMW12-02P-A	59	20	17	1/4	9	
		EMW12-03P-A	60	20	17	3/8	9.5	
		EMW12-04P-A	62	20	21	1/2	11.5	


EMLL	D2 Tube	Model	L1	L2	L3	H	S	T	D1	
	Φ4	EMLL04-M5-A	17.5	38	25	3.6	8	M5	Φ8	
		EMLL04-01P-A	17.5	39.5	25	7	10	1/8	Φ10	
		EMLL04-02P-A	17.5	41.5	25	9	14	1/4		
	Φ6	EMLL06-M5-A	23	39	25	3.6	10	M5	Φ12	
		EMLL06-01P-A	23	42	25	7	10	1/8		
		EMLL06-02P-A	23	44	25	9	14	1/4		
		EMLL06-03P-A	23	44.5	25	9.5	17	3/8		
		EMLL06-04P-A	23	46.5	25	11.5	21	1/2		
		EMLL08-01P-A	25.5	43	25	7	12	1/8		Φ14
	EMLL08-02P-A	25.5	45	25	9	14	1/4			
	EMLL08-03P-A	25.5	45.5	25	9.5	17	3/8			
	Φ10	EMLL08-04P-A	25.5	47.5	25	11.5	21	1/2	Φ16	
		EMLL10-01P-A	30	44	25	7	14	1/8		
		EMLL10-02P-A	30	46	25	9	14	1/4		
		EMLL10-03P-A	30	48	25	9.5	17	3/8		
	Φ12	EMLL10-04P-A	30	50	25	11.5	21	1/2	Φ18	
		EMLL12-01P-A	31.5	47.5	25	7	17	1/8		
		EMLL12-02P-A	31.5	49.5	25	9	17	1/4		
		EMLL12-03P-A	31.5	50	25	9.5	17	3/8		
			EMLL12-04P-A	31.5	52	25	11.5	21	1/2	


EMZT	D2 Tube	Model	L1	L2	L3	H	S	T	D1	
	Φ4	EMZT04-M5-A	35	17	17.5	3.6	8	M5	Φ8	
		EMZT04-01P-A	35	18.5	17.5	7	10	1/8		
		EMZT04-02P-A	35	20.5	17.5	9	14	1/4		
	Φ6	EMZT06-M5-A	46	18	24	3.6	10	1/8	Φ12	
		EMZT06-01P-A	46	21	24	7	10	1/4		
		EMZT06-02P-A	46	23	24	9	14	3/8		
		EMZT06-03P-A	46	23.5	24	9.5	17	1/2		
		EMZT06-04P-A	46	25.5	24	11.5	21	M5		
		EMZT08-01P-A	51	22	26.5	7	12	1/8		Φ14
	EMZT08-02P-A	51	24	26.5	9	14	1/4			
	EMZT08-03P-A	51	24.5	26.5	9.5	17	3/8			
	Φ10	EMZT08-04P-A	51	26.5	26.5	11.5	21	1/2	Φ16	
		EMZT10-01P-A	60	23	31	7	14	1/8		
		EMZT10-02P-A	60	25	31	9	14	1/4		
		EMZT10-03P-A	60	27	31	9.5	17	3/8		
	Φ12	EMZT10-04P-A	60	29	31	11.5	21	1/2	Φ18	
		EMZT12-01P-A	63	26.5	32.5	7	17	1/8		
		EMZT12-02P-A	63	28.5	32.5	9	17	1/4		
		EMZT12-03P-A	63	29	32.5	9.5	17	3/8		
			EMZT12-04P-A	63	31	32.5	11.5	21	1/2	


EMU	D2 Tube	Model	L1	D1
	Φ4	EMU04-A	30	φ 8
	Φ6	EMU06-A	38	φ 12
	Φ8	EMU08-A	41	φ 14
	Φ10	EMU10-A	46	φ 16
	Φ12	EMU12-A	46	φ 18
	Φ14	EMU14-A	56	φ 21
	Φ16	EMU16-A	56	φ 23

EME	D2 Tube	Model	L1	L2	D1
	Φ4	EME04-A	35	17.5	φ 8
	Φ6	EME06-A	46	23	φ 12
	Φ8	EME08-A	52	25.5	φ 14
	Φ10	EME10-A	60	30	φ 16
	Φ12	EME12-A	63	31.5	φ 18
	Φ14	EME14-A	74	37	φ 21
	Φ16	EME16-A	74	37	φ 23

EMM	D2 Tube	Model	L1	L2	M	D1
	Φ4	EMM04-A	30	17.5	M10x1	φ 8
	Φ6	EMM06-A	38	24	M14x1	φ 12
	Φ8	EMM08-A	41	26.5	M16x1	φ 14
	Φ10	EMM10-A	46	31	M18x1	φ 16
	Φ12	EMM12-A	46	32.5	M20x1	φ 18
	Φ14	EMM14-A	56	38	M22x1	φ 21
	Φ16	EMM16-A	56	38	M24x1	φ 23


EMY	D2 Tube	Model	L1	L2	D1
	Φ4	EMY04-A	33	8.6	φ 8
	Φ6	EMY08-A	40	12.6	φ 10
	Φ8	EMY06-A	48	14.5	φ 12
	Φ10	EMY10-A	50	17	φ 14
	Φ12	EMY12-A	56	20	φ 16


EMV	D2 Tube	Model	L1	D1
	Φ4	EMV04-A	17.5	φ 8
	Φ6	EMV06-A	23	φ 12
	Φ8	EMV08-A	25.5	φ 14
	Φ10	EMV10-A	30	φ 16
	Φ12	EMV12-A	31.5	φ 18
	Φ14	EMV14-A	37	φ 21
Φ16	EMV16-A	37	φ 23	


EMZA	D2 Tube	Model	L1	D1
	Φ4	EMZA04-A	30	φ 8
	Φ6	EMZA06-A	46	φ 12
	Φ8	EMZA08-A	51	φ 14
	Φ10	EMZA10-A	60	φ 16
	Φ12	EMZA12-A	63	φ 18


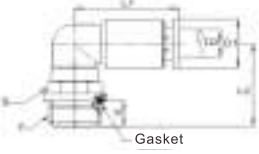
Nickel Plated Brass Fittings


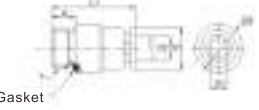



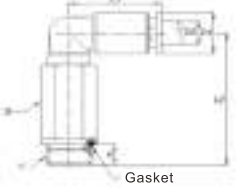
EMG	D2 Tube	d2 Tube	Model	L1	D1	d1
	φ 6	φ 4	EMG06-04-A	34	φ 12	φ 8
	φ 8	φ 4	EMG08-04-A	36	φ 14	φ 8
	φ 8	φ 6	EMG08-06-A	39.5	φ 14	φ 12
	φ 10	φ 4	EMG10-04-A	38.5	φ 10	φ 8
	φ 10	φ 6	EMG10-06-A	40	φ 16	φ 12
	φ 10	φ 8	EMG10-08-A	43.5	φ 16	φ 14
	φ 12	φ 6	EMG12-06-A	42	φ 18	φ 12
	φ 12	φ 8	EMG12-08-A	44.5	φ 18	φ 14
	φ 12	φ 10	EMG12-10-A	44.5	φ 18	φ 18
	—	—	EMG14-10-A	—	—	—
	—	—	EMG14-12-A	—	—	—
	—	—	EMG16-12-A	—	—	—
	—	—	EMG16-14-A	—	—	—

EMEG/EMEW	D2 Tube	d2 Tube	Model	L1	L2	D1	d1
	φ 6	φ 4	EMEG06-04-A	46	18	φ 12	φ 8
	φ 8	φ 4	EMEG08-04-A	51	20.5	φ 14	φ 8
	φ 8	φ 6	EMEG08-06-A	51	23.5	φ 14	φ 12
	φ 10	φ 4	EMEG10-04-A	60	22.5	φ 16	φ 8
	φ 10	φ 6	EMEG10-06-A	60	21	φ 16	φ 12
	φ 10	φ 8	EMEG10-08-A	60	26	φ 16	φ 14
	φ 12	φ 6	EMEG12-06-A	63	26	φ 18	φ 12
	φ 12	φ 8	EMEG12-08-A	63	28	φ 18	φ 14
	φ 12	φ 10	EMEG12-10-A	63	30	φ 18	φ 16
	φ 14	φ 8	EMEG14-08-A	70	28	φ 21	φ 14
	φ 14	φ 10	EMEG14-10-A	70	30	φ 21	φ 16
	φ 14	φ 12	EMEG14-12-A	70	32	φ 21	φ 18
	φ 16	φ 10	EMEG16-10-A	70	30	φ 23	φ 16
	φ 16	φ 12	EMEG16-12-A	70	32	φ 23	φ 18
	φ 16	φ 14	EMEG16-14-A	70	35	φ 23	φ 21
	φ 4	φ 6	EMEW04-06-A	44	19	φ 12	φ 8
	φ 4	φ 8	EMEW04-08-A	41	25.5	φ 14	φ 8
	φ 6	φ 8	EMEW06-08-A	48	25.5	φ 14	φ 12
	φ 4	φ 10	EMEW04-10-A	45	29	φ 16	φ 8
	φ 6	φ 10	EMEW06-10-A	48	29	φ 16	φ 12
	φ 8	φ 10	EMEW08-10-A	52	29	φ 16	φ 14
	φ 8	φ 12	EMEW06-12-A	52	31.5	φ 18	φ 12
	φ 8	φ 12	EMEW08-12-A	54	31.5	φ 18	φ 14
	φ 10	φ 12	EMEW10-12-A	50	31.5	φ 18	φ 16
	φ 8	φ 14	EMEW08-14-A	—	—	—	—
	φ 10	φ 14	EMEW10-14-A	—	—	—	—
	φ 12	φ 14	EMEW12-14-A	—	—	—	—
	φ 10	φ 16	EMEW10-16-A	—	—	—	—
φ 12	φ 16	EMEW12-16-A	—	—	—	—	
φ 14	φ 16	EMEW14-16-A	—	—	—	—	

EMC	D2 Tube	Model	L	L1	S	T	M	D1
	φ 4	EMC04-01G-A	19	5	G1/8	2.5	12	φ 8
		EMC04-02G-A	18.5	7.0	G1/4	2.5	14	
		EMC04-03G-A	17	7.5	G3/8	2.5	14	
	φ 6	EMC06-01G-A	22.5	5	G1/8	5	12	φ 12
		EMC06-02G-A	21	7.0	G1/4	5	12	
		EMC06-03G-A	21	7.5	G3/8	5	19	
		EMC06-04G-A	21	9	G1/2	5	24	
		EMC08-01G-A	27	5	G1/8	5	14	
		EMC08-02G-A	25	7.0	G1/4	6	14	
	φ 8	EMC08-03G-A	23	7.5	G3/8	6	19	φ 14
		EMC08-04G-A	23	9	G1/2	6	24	
		EMC10-01G-A	29	5	G1/8	5	17	
	φ 10	EMC10-02G-A	31	7	G1/4	6	17	φ 16
		EMC10-03G-A	27.5	7.5	G3/8	8	19	
		EMC10-04G-A	25.5	9	G1/2	8	24	
	φ 12	EMC12-01G-A	29	5	G1/8	5	19	φ 18
		EMC12-02G-A	31	7	G1/4	8	19	
		EMC12-03G-A	28	9.5	G3/8	8	19	
	φ 14	EMC12-04G-A	25	9	G1/2	8	24	φ 21
		EMC14-02G-A	34	7	G1/4	8	21	
		EMC14-03G-A	35	7.5	G3/8	10	21	
	φ 16	EMC14-04G-A	32.5	9	G1/2	10	24	φ 23
		EMC16-02G-A	36	7	G1/4	8	24	
		EMC16-03G-A	37	7.5	G3/8	10	24	
EMC16-04G-A		39	9	G1/2	12	24		
EMC16-06G-A		30	10	G3/4	14	30		


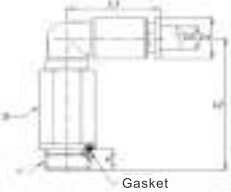
EML	D2 Tube	Model	L	L1	H	T	S	D1
  <p>Gasket</p>	Φ4	EML04-01G-A	17,5	15	5	G1/8	12	Φ8
		EML04-02G-A	17,5	17	7,0	G1/4	16	
		EML04-03G-A	17,5	17,5	7,5	G3/8	19	
	Φ6	EML06-01G-A	23	18,5	5	G1/8	12	Φ12
		EML06-02G-A	23	20,5	7,0	G1/4	16	
		EML06-03G-A	23	21	7,5	G3/8	19	
	Φ8	EML08-01G-A	23	23	9	G1/2	24	Φ14
		EML08-02G-A	25	19	5	G1/8	13	
		EML08-03G-A	25	21	7,0	G1/2	16	
	Φ10	EML08-04G-A	25	23,5	9	G1/2	24	Φ16
		EML10-01G-A	29,5	23	5	G1/8	14	
		EML10-02G-A	29,5	25	7	G1/4	16	
	Φ12	EML10-03G-A	29,5	25,5	7,5	G3/8	19	Φ18
		EML10-04G-A	29,5	27,5	9	G1/2	24	
		EML12-01G-A	31,5	25,5	5	G1/8	19	
	Φ14	EML12-02G-A	31,5	27,5	7	G1/4	19	Φ21
		EML12-03G-A	31,5	28	7,5	G3/8	19	
		EML12-04G-A	31,5	30	9	G1/2	24	
	Φ16	EML14-02G-A	35	32,5	7	G1/4	21	Φ23
		EML14-03G-A	35	33	7,5	G3/8	21	
		EML14-04G-A	35	35	9	G1/2	24	
	EML16-02G-A	35	32,5	7	G1/4	21	Φ23	
		EML16-03G-A	35	33	7,5	G3/8		21
		EML16-04G-A	35	35	9	G1/2		24
EML16-06G-A	35	38	12	G3/4	30			


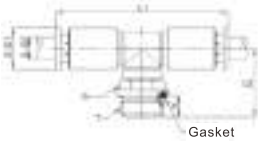
EMOC	D2 Tube	Model	L1	H	T	S	D1
  <p>Gasket</p>	Φ4	EMOC04-01G-A	19	5	G1/8	2,5	Φ8
		EMOC04-02G-A	18,5	7,0	G1/4	2,5	
		EMOC06-01G-A	22,5	5	G1/8	5	
	Φ6	EMOC06-02G-A	21	7,0	G1/4	5	Φ12
		EMOC06-03G-A	21	7,5	G3/8	5	
		EMOC06-04G-A	21	9	G1/2	5	
	Φ8	EMOC08-01G-A	27	5	G1/8	5	Φ14
		EMOC08-02G-A	25	7,0	G1/4	6	
		EMOC08-03G-A	23	7,5	G3/8	6	
	Φ10	EMOC08-04G-A	23	9	G1/2	6	Φ16
		EMOC10-01G-A	29	5	G1/8	5	
		EMOC10-02G-A	31	7	G1/4	6	
	Φ12	EMOC10-03G-A	27,5	7,5	G3/8	8	Φ18
		EMOC10-04G-A	25,5	9	G1/2	8	
		EMOC12-01G-A	29	5	G1/8	5	
	Φ14	EMOC12-02G-A	31	7	G1/4	8	Φ21
		EMOC12-03G-A	28	7,5	G3/8	8	
		EMOC12-04G-A	25	9	G1/2	8	
	EMOC14-02G-A	34	7	G1/4	8	Φ23	
		EMOC14-03G-A	35	7,5	G3/8		10
		EMOC14-04G-A	32,5	9	G1/2		10
	EMOC16-02G-A	36	7	G1/4	8	Φ23	
		EMOC16-03G-A	37	7,5	G3/8		10
		EMOC16-04G-A	39	9	G1/2		12
EMOC16-06G-A	30	12	G3/4	14			


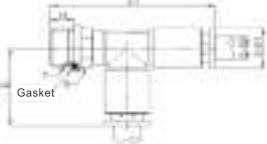
EMLL	D2 Tube	Model	L1	L2	H	T	S	D1
  <p>Gasket</p>	Φ4	EMLL04-01G-A	17,5	40	5	G1/8	12	Φ8
		EMLL04-02G-A	17,5	42	7,0	G1/4	16	
		EMLL04-03G-A	17,5	42,5	7,5	G3/8	19	
	Φ6	EMLL06-01G-A	23	43,5	5	G1/8	12	Φ12
		EMLL06-02G-A	23	45,5	7,0	G1/4	16	
		EMLL06-03G-A	23	46	7,5	G3/8	19	
	Φ8	EMLL06-04G-A	23	48	9	G1/2	24	Φ14
		EMLL08-01G-A	25	44	5	G1/8	13	
		EMLL08-02G-A	25	46	7,0	G1/2	16	
	Φ10	EMLL08-03G-A	25	46,5	7,5	G3/8	19	Φ16
		EMLL08-04G-A	25	48,5	9	G1/2	24	
		EMLL10-01G-A	29,5	48	5	G1/8	14	
	Φ12	EMLL10-02G-A	29,5	50	7	G1/4	16	Φ18
		EMLL10-03G-A	29,5	50,5	7,5	G3/8	19	
		EMLL10-04G-A	29,5	52,5	9	G1/2	24	
	Φ14	EMLL12-01G-A	31,5	50,5	5	G1/8	19	Φ21
		EMLL12-02G-A	31,5	52,5	7	G1/4	19	
		EMLL12-03G-A	31,5	53	7,5	G3/8	19	
	Φ16	EMLL12-04G-A	31,5	55	9	G1/2	24	Φ23
		EMLL14-02G-A	35	62,5	7	G1/4	21	
		EMLL14-03G-A	35	63	7,5	G3/8	21	
	EMLL14-04G-A	35	68	9	G1/2	24	Φ23	
		EMLL16-02G-A	35	62,5	7	G1/4		21
		EMLL16-03G-A	35	63	7,5	G3/8		21
EMLL16-04G-A	35	65	9	G1/2	24			
EMLL16-06G-A	35	68	12	G3/4	30			

Nickel Plated Brass Fittings



EMLL		D2 Tube	Model	L1	L2	H	T	S	D1		
 	Φ4	Φ8	EMLL04-01G-A	17,5	40	5	G1/8	12			
			EMLL04-02G-A	17,5	42	7,0	G1/4	16			
			EMLL04-03G-A	17,5	42,5	7,5	G3/8	19			
	Φ6	Φ12	EMLL06-01G-A	23	43,5	5	G1/8	12			
			EMLL06-02G-A	23	45,5	7,0	G1/4	16			
			EMLL06-03G-A	23	46	7,5	G3/8	19			
	Φ8	Φ14	EMLL08-01G-A	23	48	9	G1/2	24			
			EMLL08-02G-A	25	44	5	G1/8	13			
			EMLL08-03G-A	25	46	7,0	G1/2	16			
	Φ10	Φ16	EMLL10-01G-A	25	46,5	7,5	G3/8	19			
			EMLL10-02G-A	25	48,5	9	G1/2	24			
			EMLL10-03G-A	29,5	48	5	G1/8	14			
	Φ12	Φ18	EMLL10-04G-A	29,5	50	7	G1/4	16			
			EMLL12-01G-A	29,5	50,5	7,5	G3/8	19			
			EMLL12-02G-A	29,5	52,5	9	G1/2	24			
	Φ14	Φ21	EMLL12-03G-A	31,5	50,5	5	G1/8	19			
			EMLL12-04G-A	31,5	52,5	7	G1/4	19			
			EMLL14-01G-A	31,5	53	7,5	G3/8	19			
	Φ16	Φ23	EMLL14-02G-A	31,5	55	9	G1/2	24			
			EMLL14-03G-A	35	62,5	7	G1/4	21			
			EMLL14-04G-A	35	63	7,5	G3/8	21			
	EMLL16-01G-A	EMLL16-02G-A	EMLL16-03G-A	EMLL16-04G-A	EMLL16-06G-A	35	68	9	G1/2	24	
						35	62,5	7	G1/4	21	
						35	63	7,5	G3/8	21	

EMB		D2 Tube	Model	L1	L2	H	T	S	D1		
 	Φ4	Φ8	EMB04-01G-A	35	15	5	G1/8	12			
			EMB04-02G-A	35	17	7,0	G1/4	16			
			EMB06-01G-A	46	18,5	5	G1/8	12			
	Φ6	Φ12	EMB06-02G-A	46	20,5	7,0	G1/4	16			
			EMB06-03G-A	46	21	7,5	G3/8	19			
			EMB06-04G-A	46	23	9	G1/2	24			
	Φ8	Φ14	EMB08-01G-A	50	19	5	G1/8	13			
			EMB08-02G-A	50	21	7,0	G1/2	16			
			EMB08-03G-A	50	21,5	7,5	G3/8	19			
	Φ10	Φ16	EMB08-04G-A	50	23,5	9	G1/2	24			
			EMB10-01G-A	59	23	5	G1/8	14			
			EMB10-02G-A	59	25	7	G1/4	16			
	Φ12	Φ18	EMB10-03G-A	59	25,5	7,5	G3/8	19			
			EMB10-04G-A	59	27,5	9	G1/2	24			
			EMB12-01G-A	63	25,5	5	G1/8	19			
	Φ14	Φ21	EMB12-02G-A	63	27,5	7	G1/4	19			
			EMB12-03G-A	63	28	7,5	G3/8	19			
			EMB12-04G-A	63	30	9	G1/2	24			
	Φ16	Φ23	EMB14-01G-A	70	32,5	7	G1/4	21			
			EMB14-02G-A	70	33	7,5	G3/8	21			
			EMB14-03G-A	70	35	9	G1/2	24			
	EMB16-01G-A	EMB16-02G-A	EMB16-03G-A	EMB16-04G-A	EMB16-06G-A	70	32,5	7	G1/4	21	
						70	33	7,5	G3/8	21	
						70	35	9	G1/2	24	

EMP		D2 Tube	Model	L1	L2	H	T	S	D1		
 	Φ4	Φ8	EMP04-01G-A	32,5	17,5	5	G1/8	12			
			EMP04-02G-A	34,5	17,5	7	G1/4	16			
			EMP06-01G-A	41,5	23	5	G1/8	12			
	Φ6	Φ12	EMP06-02G-A	43,5	23	7,0	G1/4	16			
			EMP06-03G-A	44	23	7,5	G3/8	19			
			EMP06-04G-A	46	23	9	G1/2	24			
	Φ8	Φ14	EMP08-01G-A	44	25	5	G1/8	13			
			EMP08-02G-A	46	25	7	G1/2	16			
			EMP08-03G-A	46,5	25	7,5	G3/8	19			
	Φ10	Φ16	EMP08-04G-A	48,5	25	9	G1/2	24			
			EMP10-01G-A	52,5	29,5	5	G1/8	14			
			EMP10-02G-A	54,5	29,5	7	G1/4	16			
	Φ12	Φ18	EMP10-03G-A	55	29,5	7,5	G3/8	19			
			EMP10-04G-A	57	29,5	9	G1/2	24			
			EMP12-01G-A	57	31,5	5	G1/8	19			
	Φ14	Φ21	EMP12-02G-A	59	31,5	7	G1/4	19			
			EMP12-03G-A	59,5	31,5	7,5	G3/8	19			
			EMP12-04G-A	61,5	31,5	9	G1/2	24			
	Φ16	Φ23	EMP14-01G-A	67,5	35	7	G1/4	21			
			EMP14-02G-A	68	35	7,5	G3/8	21			
			EMP14-03G-A	70	35	9	G1/2	24			
	EMP16-01G-A	EMP16-02G-A	EMP16-03G-A	EMP16-04G-A	EMP16-06G-A	70	35	7	G1/4	21	
						67,5	35	7	G1/4	21	
						68	35	7,5	G3/8	21	

EMH	D2 Tube	Model	L1	L2	L3	H	S	T	D1
	Φ4	EMH4-01G-A	21	15	24.5	5	14	G1/8	Φ8
		EMH4-02G-A	23	18	27	7.0	16	G1/4	
	Φ6	EMH6-01G-A	23	15	24.5	5	14	G1/8	Φ12
		EMH6-02G-A	24	18	27	7.0	16	G1/4	
		EMH6-03G-A	26	20	32	7.5	21	G3/8	
		EMH6-04G-A	28	22.5	35	9	24	G1/2	
	Φ8	EMH8-01G-A	24.5	15	24.5	5	14	G1/8	Φ14
		EMH8-02G-A	25.5	18	27	7.0	16	G1/2	
		EMH8-03G-A	27.5	20	32	7.5	21	G3/8	
		EMH8-04G-A	30	22.5	35	9	24	G1/2	
	Φ10	EMH10-01G-A	26.5	16	24.5	5	14	G1/8	Φ16
		EMH10-02G-A	27.5	19	27	7	16	G1/4	
		EMH10-03G-A	29.5	20	32	7.5	21	G3/8	
		EMH10-04G-A	29.5	22.5	35	9	24	G1/2	
	Φ12	EMH12-01G-A	28	17	24.5	5	14	G1/8	Φ18
		EMH12-02G-A	29	20	27	7	16	G1/4	
		EMH12-03G-A	31	21	32	7.5	21	G3/8	
		EMH12-04G-A	32	22.5	35	9	24	G1/2	
	Φ14	EMH14-03G-A	40	22.5	32	7.5	21	G3/8	Φ21
		EMH14-04G-A	40	24	35	9	24	G1/2	
Φ16	EMH16-03G-A	40	22.5	32	7.5	21	G3/8	Φ23	
	EMH16-04G-A	40	24	35	9	24	G1/2		

EMW	D2 Tube	Model	L1	L2	H	S	T	D1
	Φ4	EMW04-01G-A	34	8.6	5	12	G1/8	Φ8
		EMW04-02G-A	35	8.6	7	16	G1/4	
	Φ6	EMW06-01G-A	38	12.6	5	12	G1/8	Φ12
		EMW06-02G-A	40	12.6	7	16	G1/4	
		EMW06-03G-A	40.5	12.6	7.5	19	G3/8	
		EMW06-04G-A	42.5	12.6	9	24	G1/2	
	Φ8	EMW08-01G-A	48	14.5	5	13	G1/8	Φ14
		EMW08-02G-A	49	14.5	7	16	G1/4	
		EMW08-03G-A	49.5	14.5	7.5	19	G3/8	
		EMW08-04G-A	51.5	14.5	9	24	G1/2	
	Φ10	EMW10-01G-A	50	17	5	14	G1/8	Φ16
		EMW10-02G-A	53	17	7	16	G1/4	
		EMW10-03G-A	53.5	17	7.5	19	G3/8	
		EMW10-04G-A	54	17	9	24	G1/2	
	Φ12	EMW12-01G-A	57	20	5	19	G1/8	Φ18
		EMW12-02G-A	58	20	7	19	G1/4	
		EMW12-03G-A	58.5	20	7.5	19	G3/8	
		EMW12-04G-A	60	20	9	24	G1/2	

Features

- Used for speed control of driving unit.
- Pipe connection kept 360° changeable even after installed.
- All taped thread fittings are coated with sealant.
- All parallel thread fittings are fitted with O-ring.

Warning

When the needle opened slowly from the "completely closed"; it is dangerous because the actuator may be sudden come out" while adjusting of the needle in case of it is opened. It should be operating in secure, Clockwise to Hoffn, counterclockwise to "on" Don't swing or rotate the products forcibly, it may result in damage or cause leakage.

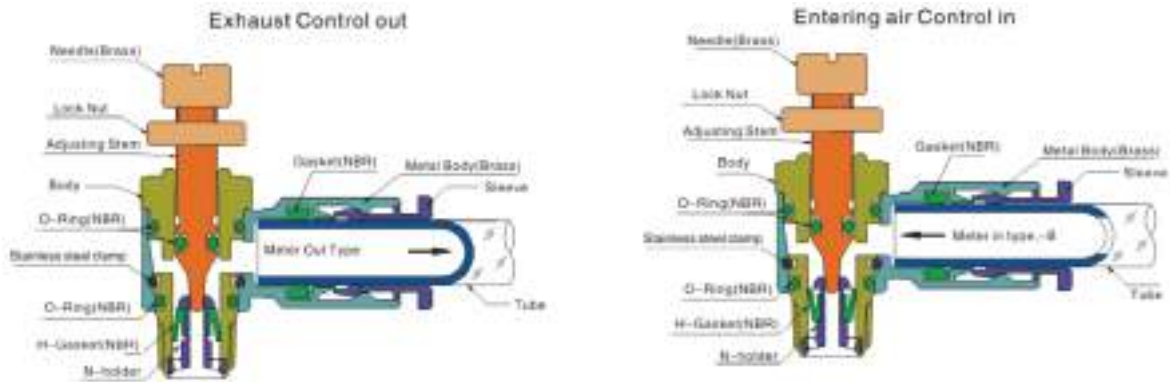
Note

To a certain extent, the few air leakage of Speed Control is allowed when it is in a completely closed situation because of it is design, Please don't use it in the environment required no air leakage.

Structure chart

- Used for speed control of driving unit.
- Pipe connection kept 360° changeable even after installed.
- All taped thread fittings are coated with sealant.
- All parallel thread fittings are fitted with O-ring.

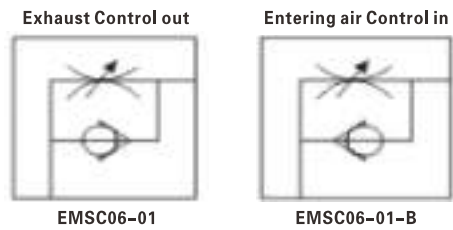
Nickel Plated Brass Fittings



Specifications

Fluid	Air (no other gases or liquids)
Operating Pressure	0.1-1.0MPa(15-150psi)
Max Pressure	1.5MPa(225psi)
Operating Temperature	0-60°C(32-140°F)
Applicable Tube	Polyurethane and Nylon

Control Methods



When you order control in type, please put B at the end of model type. For example, EMSC06-01-B.

EMSC	D2 Tube	Model	L	L1	L2	H	S	T	D1
	Φ4	EMSC04-M5-A	30.5	18	10	3.6	8	M5	Φ8
		EMSC04-01P-A	37.5	21	15	7	12	1/8	
		EMSC04-02P-A	43	23	18	9	15	1/4	
	Φ6	EMSC06-M5-A	30.5	21	11	3.6	8	M5	Φ12
		EMSC06-01P-A	37.5	23	15	7	12	1/8	
		EMSC06-02P-A	43	24	18	9	15	1/4	
		EMSC06-03P-A	57	26	20	9.5	19	3/8	
		EMSC06-04P-A	61	28	22.5	11.5	22	1/2	
	Φ8	EMSC08-M5-A	35.5	25	12	3.6	12	M5	Φ14
		EMSC08-01P-A	37.5	25	15	7	12	1/8	
		EMSC08-02P-A	43	26	18	9	15	1/4	
		EMSC08-03P-A	57	28	20	9.5	19	3/8	
		EMSC08-04P-A	61	30.5	22.5	11.5	22	1/2	
	Φ10	EMSC10-01P-A	37.5	27	16	7	12	1/8	Φ16
		EMSC10-02P-A	43	28	19	9	15	1/4	
		EMSC10-03P-A	57	30	20	9.5	19	3/8	
		EMSC10-04P-A	61	30	22.5	11.5	22	1/2	
	Φ12	EMSC12-01P-A	37.5	28	17	7	12	1/8	Φ18
		EMSC12-02P-A	43	29	20	9	15	1/4	
		EMSC12-03P-A	57	31	21	9.5	19	3/8	
Φ14	EMSC14-03P-A	-	-	-	-	-	-	-	
	EMSC14-04P-A	-	-	-	-	-	-		
Φ16	EMSC16-03P-A	-	-	-	-	-	-	-	
	EMSC16-04P-A	-	-	-	-	-	-		

EMSC	D2 Tube	Model	L1	L2	L3	H	S	T	D1
	Φ4	EMSC04-01G-A	21	15	35.5	5	14	G1/8	Φ8
		EMSC04-02G-A	23	18	41	7.0	16	G1/4	
	Φ6	EMSC06-01G-A	23	15	35.5	5	14	G1/8	Φ12
		EMSC06-02G-A	24	18	41	7.0	16	G1/4	
		EMSC06-03G-A	26	20	54	7.5	21	G3/8	
		EMSC06-04G-A	28	22.5	57	9	24	G1/2	
	Φ8	EMSC08-01G-A	24.5	15	35.5	5	14	G1/8	Φ14
		EMSC08-02G-A	25.5	18	41	7.0	16	G1/2	
		EMSC08-03G-A	27.5	20	54	7.5	21	G3/8	
		EMSC08-04G-A	30	22.5	57	9	24	G1/2	
	Φ10	EMSC10-01G-A	26.5	16	35.5	5	14	G1/8	Φ16
		EMSC10-02G-A	27.5	19	41	7	16	G1/4	
		EMSC10-03G-A	29.5	20	54	7.5	21	G3/8	
		EMSC10-04G-A	29.5	22.5	57	9	24	G1/2	
	Φ12	EMSC12-01G-A	28	17	35.5	5	14	G1/8	Φ18
		EMSC12-02G-A	29	20	41	7	16	G1/4	
		EMSC12-03G-A	31	21	54	7.5	21	G3/8	
		EMSC12-04G-A	32	22.5	57	9	24	G1/2	
	Φ14	EMSC14-03G-A	40	22.5	54	7.5	21	G3/8	Φ21
		EMSC14-04G-A	40	24	57	9	24	G1/2	
Φ16	EMSC16-03G-A	40	22.5	54	7.5	21	G3/8	Φ23	
	EMSC16-04G-A	40	24	57	9	24	G1/2		