

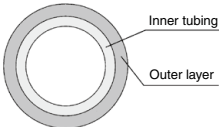
Flame Resistant (Equivalent to UL-94 Standard V-0) FR Double Layer Tubing

TRB Series



Suitable for air and water piping in environments where sparks from spot welders, etc., may be a problem.

Double layer design using flame resistant resin (equivalent to UL-94 Standard V-0) for outer layer.



Sectional view of FR double layer tubing

Model

● — 20 m roll □ — 100 m reel

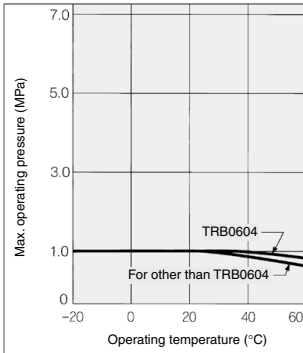
Model	TRB0604	TRB0806	TRB1075	TRB1209
Inner tubing O.D. (mm)	6	8	10	12
Inner tubing I.D. (mm)	4	6	7.5	9
Outer layer thickness (mm)	1	1	1	1
External layer color <small>(Note)</small>	Black (B)	●	●	□
	White (W)	●	●	□
	Red (R)	●	●	□
	Blue (BU)	●	●	□
	Yellow (Y)	●	●	□
	Green (G)	●	●	□
Min. bending radius (mm)	15	28	35	45

Specifications

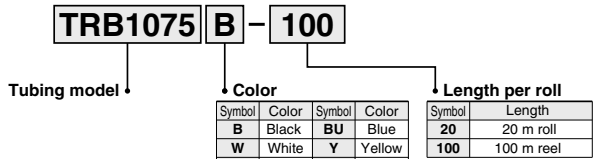
Fluid		Air/Water			
Max. operating pressure (MPa)	20°C	1.0	1.0	1.0	1.0
	40°C	1.0	0.8	0.8	0.8
	60°C	0.8	0.6	0.6	0.6
Recommended fittings		FR One-touch fittings: KR-W2 series			
Ambient and fluid temperature		-20 to +60°C (Water: 0 to 60°C) (No freezing)			
Material	Inner tubing	Nylon 12			
	Outer layer	PVC (Equivalent to UL-94 Standard V-0)			

(Note) The color of all inner tubing is black.

Max. Operating Pressure



How to Order

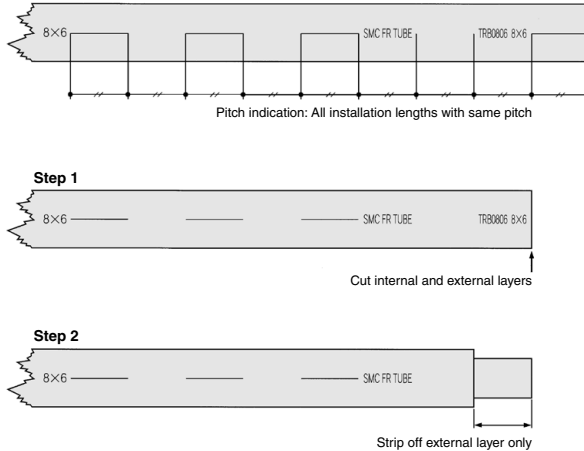


(Note) The color of the outer layer of all tubing is opaque.

Installation on One-touch Fittings

⚠ Caution

Length of tubing to be inserted into One-touch fittings is indicated on the outer layer of TRB tubing. Cut the tube according to this indication, (Step 1) and then strip off the outer layer (Step 2) for installing into fittings.



⚠ Precautions

Be sure to read this before handling the products.
Refer to back page 50 for Safety Instructions and pages 13 to 17 for Fittings and Tubing Precautions.

⚠ Caution

1. Applicable for general industrial water. Please consult with SMC if using for the other kind of fluid. Also, the surge voltage pressure must be under the maximum operating pressure.
 If the surge pressure exceeds the maximum operating pressure, it will result in damage to fittings and tubing.
2. Abnormal temperature rise caused by adiabatic compression may result in the tube bursting.

KQ2
KQB2
KS KX
KM
KF
M
H/DL L/LL
KC
KK
KK130
DM
KDM
KB
KR
KA
KQG2
KG
KFG2
MS
KKA
KP
LQ
MQR
T
IDK